



















NHL 94 (Playoff Edition 2011) League Standings

6/16/11 7:48 am PT

SEASON 1

Division	Logo	Team	AIM User / Player	GP	GW	GL	OTW	OTL	%	PTS.	NP	GF	GA	Goals Dif.	HOME	AWAY	DIV.	OVERALL
WEST		BOSTON BRUINS	Dcicon	12	9	2	1		0.833	20		57	26	31	4-2-0	6-0-0	6-1-0	10-2-0
WEST		DETROIT RED WINGS	Mav	14	8	4	1	1	0.643	19		65	49	16	6-2-0	3-2-1	4-1-1	9-4-1
WEST		LOS ANGELES KINGS	BoKnowsNHL94	12	7	3	1	1	0.667	17		48	42	6	4-1-0	4-2-1	4-1-1	8-3-1
WEST		PITTSBURG PENGUINS	ProBob	16	3	10	1	2	0.250	10		50	82	-32	2-6-0	2-4-2	2-5-2	4-10-2
WEST		MONTREAL CANADIANS	Russian Rocket	4	2	1		1	0.500	5		24	14	10	0-1-1	2-0-0	1-1-0	2-1-1
WEST		ANAHEIM DUCKS	LA Robbie	13	1	11	1		0.154	4		27	64	-37	2-5-0	0-6-0	1-5-0	2-11-0
Division	Logo	Team	AIM User / Player	GP	GW	GL	OTW	OTL	%	PTS.	NP	GF	GA	Goals Dif.	HOME	AWAY	DIV.	OVERALL
CENTRAL		NEW YORK RANGERS	KingRaph	16	11	3	2		0.813	26		85	45	40	6-2-0	7-1-0	6-2-0	13-3-0
CENTRAL		PHILADELPHIA FLYERS	Orangeblack	13	6	4	2	1	0.462	17		44	43	1	3-2-1	5-2-0	2-2-1	8-4-1
CENTRAL		EDMONTON OILERS	Houli	11	7	4			0.636	14		55	45	10	3-3-0	4-1-0	2-2-0	7-4-0
CENTRAL		CHICAGO BLACKHAWKS	Comeback King	11	7	4			0.636	14		53	46	7	3-1-0	4-3-0	4-2-0	7-4-0
CENTRAL		DALLAS STARS	Hokkeefan	6	2	2		2	0.333	6		29	27	2	1-1-1	1-1-1	1-1-2	2-2-2
CENTRAL		SAN JOSE SHARKS	Stonecoldeap	10		10			0.000	0		20	67	-47	0-4-0	0-6-0	0-4-0	0-10-0
Division	Logo	Team	AIM User / Player	GP	GW	GL	OTW	OTL	%	PTS.	NP	GF	GA	Goals Dif.	HOME	AWAY	DIV.	OVERALL
EAST		WASHINGTON CAPITALS	Vocally Caged	13	11		1	1	0.846	25		68	32	36	5-0-1	7-0-0	8-0-0	11-0-1
EAST		VANCOUVER CANUCKS	Kupuck	19	7	12			0.368	14		75	89	-14	3-7-0	4-5-0	4-4-0	7-12-0
EAST		BUFFALO SABRES	Dragon	8	2	4	2		0.500	8		35	36	-1	2-1-0	2-3-0	2-2-0	4-4-0
EAST		TAMPA BAY LIGHTNING	Danlizhot	9	1	4	1	3	0.222	7		30	43	-13	0-3-2	2-1-1	2-2-3	2-4-3
EAST		NEW JERSEY DEVILS	Eggink	8	3	5			0.375	6		29	34	-5	2-3-0	1-2-0	1-3-0	3-5-0
EAST		MINNESOTA WILD	Beavers33	8	2	5		1	0.250	5		26	37	-11	1-2-1	1-3-0	1-2-1	2-5-1